

# HON

**ABOUND®**  
Workstations



THE SOLID CHOICE FOR A  
FRAME AND TILE SYSTEM



## Timeless Design That's Built to Last

Abound offers a clean, streamlined look that complements any office environment. Solid construction keeps it looking new over time. Flexible configuration, component, and finish options make it both striking and practical. And friendly attributes make it easy to reconfigure and easy on your budget while reducing its environmental impact.



B



C





## **STREAMLINE YOUR STYLE**

What's your style? Abound lets you express it with a mix of tiles, materials, and finishes. Corporate or casual, relaxed or refined: Your image options abound. Support every functional area—from the reception desk to private workstations—while still maintaining a unified aesthetic throughout the office.



**ALWAYS SLEEK,  
NEVER BORING**  
Straight lines and crisp  
edges produce an  
architectural presence,  
while rectilinear  
worksurfaces establish  
visual consistency.

D



**IT'S PERSONAL**  
Combine tiles to make  
your office look and  
work just the way you  
want. Get organized,  
aid communication,  
boost privacy, support  
technology, open things  
up, make a statement:  
Abound does it all.



**BRING THE  
OUTSIDE IN**  
Want your tiles to  
go the extra mile?  
Abound's elegant Plains  
tile evokes nature with  
a fluid, organic pattern.

## MILES OF TILES

Abound supports different functions and styles with ease. Create an infinite variety of custom configurations with Abound's range of materials and fabrics. The selection accommodates any vision—and practically any budget.

**FABRIC TILE**  
Tackable and acoustical, powered or not



**MARKERBOARD TILE**  
Magnetic tile—a great communication tool



**CLEAR GLASS TILE**  
Increase access to daylight and views



#### FROSTED GLASS TILE

Welcomes light into the work area while offering increased privacy



#### SLOTTED TOOL TILE

Metal accessories can be painted to coordinate with panels



#### PLAINS TILE

Adds a dash of contemporary elegance



#### SECUREFIT TILE

Adjustable SecureFit tools are trim and translucent, and hold a wide variety of items right where they're needed.



#### HARD-SURFACE TILE

Perfect for high-traffic areas where cleanability matters or to effectively add the warmth of woodgrain





## SOLID STRUCTURE

The appearance of Abound workstations may catch the eye, but even more attractive is what lies beneath—exacting construction and sturdy materials that ensure rock-solid durability. Abound's brawny build means age won't compromise its beauty. You can count on it to keep looking good and working hard through years of reconfigurations and moves.







#### **PRECISE FIT**

Go ahead and scrutinize. Abound components fit together precisely for a finely tailored look, and tiles interlock to ensure consistent alignment.



A protective crash rail can be specified when Abound is utilized in a healthcare environment.

#### **LIFETIME CONFIDENCE**

Metal panel trim, frames, and connections give Abound superior strength. Overhead storage cabinets are factory-assembled to ensure long-term quality. And HON's Full Lifetime Warranty ensures you that your investment is protected for as long as you need us.

#### **HIGH STANDARDS**

Abound meets or exceeds all industry benchmarks, including the UL Class A fire rating and BIFMA acoustic standards.



#### POWER UP

Power and data outlets can be placed at the desktop, panel base, or both. Lay-in capabilities—electrical and data in the baserail, data in the top channel—expand cabling capacity and make reconfiguration easy.



#### NEW STYLE? CHANGE TILES

Ready for a new look? You can easily switch out tiles to achieve different aesthetic and functional goals as your workplace evolves. Tiles can be placed in interchangeable positions up and down a panel frame.





## FOREVER FLEXIBLE

Team spaces, call centers, reception areas, private offices, open environments—Abound adapts to most any workplace need. Better still, it reconfigures fast when the need changes. Abound is also compatible with HON storage units and freestanding desks, ratcheting up its flexibility even more.





# FRIENDLY FURNITURE

Like all HON furniture, Abound workstations are uncomplicated. Easy-to-use tools simplify planning and ordering. Frame connections are intuitive for speedy installation. Universal connectors and stacking components make changes a breeze.



**COMPLEMENTARY PRODUCTS**  
HON furniture is united by common aesthetics, making it easy to reuse components in new configurations. Example: Abound SecureFit tiles and Flagship® storage are available in the same paint finishes.





#### FEWER PARTS AND PIECES

X, L, and T connections use a universal connector and top cap to make working with Abound straightforward and painless.



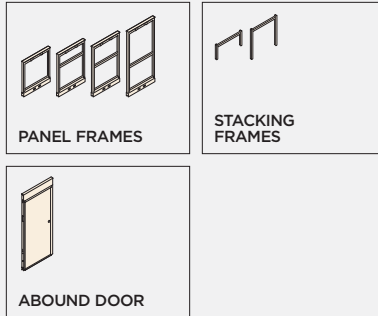
#### STACKED AND LOADED

Abound panels stack up to 110" so the sky—or the ceiling—is the limit for expansion. Panels are also load bearing so they can hold fully loaded shelves and overheads.



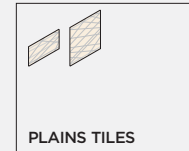
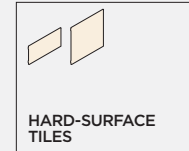
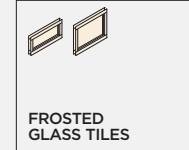
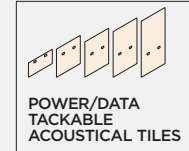
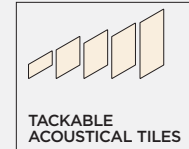
## FRAMES

### OVERVIEW





## TILES AND ACCESSORIES

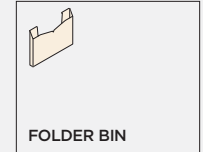
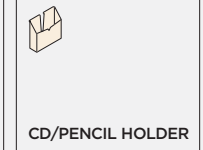
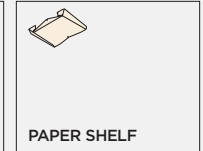
### OVERVIEW



### SECUREFIT ACCESSORIES



### SLOTTED TILE ACCESSORIES


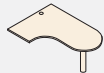























## WORKSURFACES























### OVERVIEW

		
PRIMARY	JETTY	STRAIGHT
		
CORNER WITH STRAIGHT EDGE	WAVE	CORNER
		
CORNER WITH CURVED EDGE	QUARTER-ROUND	RAISED STRAIGHT
		
CORNER COVE	D-SHAPED	RAISED CORNER
		
PENINSULA	SPLIT-TOP CORNER	
		
RUDDER	120° CORNER	
		
WEDGE	60° WEDGE	
		
SADDLE		

### COUNTERTOPS

## STORAGE

### OVERVIEW

		
2-HIGH LATERAL	3-HIGH LATERAL	STORAGE CABINET WITH FLIPPER DOOR
		
4-HIGH LATERAL	5-HIGH LATERAL	STORAGE CABINET WITH DOORS
		
MOBILE PEDESTAL	FREESTANDING PEDESTAL	OPEN STORAGE CABINET
		
SUSPENDED PEDESTAL	METAL SHELF	PEDESTAL STEEL TOP
		
PEDESTAL SEAT CUSHION TOP	LAMINATE SHELF	
		
PEDESTAL TRAY TOP	FILE CENTER	
		
END TOWER WITH BOOKCASE	STORAGE TOWER	
		
LATERAL FILE WITH STORAGE	DESK TOWER	
		
METAL OVERFILE	LATERAL FILE WITH BOOKCASE	

#### ENVIRONMENTAL CERTIFICATIONS

Abound is one of the first products to meet the BIFMA e3 Furniture Sustainability Standard known as level®. This standard addresses multiple sustainability perspectives: social actions, energy usage, material selection, and human and ecosystem health impacts. Abound has also achieved Scientific Certification Systems (SCS) Indoor Advantage™ certification, recognizing its compliance with specific requirements for indoor air emissions.

#### PRODUCTS, MATERIALS, AND FINISHES SHOWN:

**Front Cover:** Abound workstation with fabric tiles in City Lights Dove, Plains tiles in Frost, Muslin finish, and laminate worksurfaces in Silver Mesh. Ignition™ chair in Attire Turquoise.

**Inside Spread B:** Abound workstations with fabric tiles in City Lights Dove, Plains tiles in Frost, Muslin finish, and laminate worksurfaces in Silver Mesh. Nucleus® work chair in Black ilira®-stretch mesh and Intertia Regatta.

**Inside Spread C:** Abound workstations with fabric tiles in Lucy Cornsilk and Lucy Dusk, Muslin finish, and laminate worksurfaces in Bourbon Cherry. Lota™ work chair in Charcoal. Flagship storage in Muslin, pedestal topper in Boom Stout.

**Inside Spread D:** Abound workstations with fabric tiles in Twilight Haze, Champagne Metallic finish, and laminate worksurfaces in Shaker Cherry. Nucleus work chair and Nucleus multi-purpose chair in Inertia Coffee. Flagship storage in Champagne Metallic, lateral file laminate top in Shaker Cherry.

**Inside Spread E:** Abound workstations with hard-surface laminate tiles in Steel Mesh, Platinum Metallic finish, and laminate worksurfaces in Natural Maple. Ignition chair in NS Signal Cardinal. Flagship storage in Platinum Metallic.

**Inside Spread F:** Abound workstations with fabric tiles in Twilight Mushroom, Champagne Metallic finish, and laminate worksurfaces in Taupe Mesh. Ignition chair in Attire Lithium. Flagship storage in Champagne Metallic finish.

**Inside Spread G:** Abound workstations with fabric tiles in Element Veil, clear glass tiles, Platinum Metallic finish, and laminate worksurfaces in Shadow Zephyr. Ceres work chairs in Centurion Poppy with Fog ilira®-stretch back. Flagship storage in Platinum Metallic.



© 2013 The HON Company. Form No. H4192 (6/13)  
HON, Abound, Flagship, and Nucleus are registered trademarks of HNI Technologies, under license to The HON Company. Ignition and Lota are trademarks of The HON Company.

ilira is a registered trademark of H.R. Rathgeber GmbH & Co.  
Indoor Advantage is a trademark of Scientific Certification Systems.  
LEED is a registered trademark of USGBC.  
level is a registered trademark of BIFMA.  
Models, upholstery, and finishes are subject to change without notice.