

HON

10500 SERIES

Laminate Desking



THE WORKHORSE
OF THE WORKPLACE



More For Less

The combination of practical functionality, uncompromising durability, modular adaptability, and affordability make the 10500 Series a lasting value. This versatile design allows for a wide variety of layout options, which creates a uniform look throughout the office. Add in the confidence of the HON Full Lifetime Warranty, and it's easy to see why 10500 Series offers more of what a business needs, for less than expected.



MAKE THE MOST OF ANY SPACE

The bestselling 10500 Series includes a wide variety of sizes, shapes, and space-saving storage solutions, in dozens of color combinations. The 10500 Series makes it easy to select the ideal workstation for any type of workspace.

PLACES THAT WORK

A wide array of components and options make the 10500 Series HON's most complete office collection. Desks, storage, and conference tables are designed to suit a range of work styles and layout preferences. With the 10500 Series, individual workspaces, teaming stations, collaborative environments, and more are all within reach — and within your budget.





MATCH YOUR STYLE

Easily match your desired aesthetic with one of 15 laminate options. Each selection provides superior resistance to scratches, stains, and spills, and features best-in-class materials and construction. Further personalize your space with wood or frosted doors, optional handle selections, and power grommets that bring technology wherever needed.

LAMINATES



NATURAL MAPLE HARVEST BOURBON CHERRY HENNA CHERRY SHAKER CHERRY COLUMBIAN WALNUT MAHOGANY



SILVER MESH SHEER MESH DESERT ZEPHYR GREY TIGRIS CANYON ZEPHYR BRILLIANT WHITE CHARCOAL BLACK

DOORS



Wood Doors

Frosted Doors with
Silver Frames

HANDLE ACCESSORY OPTIONS*



Sweep

Crescent

Linear

Arch

* Handles are available in multiple finishes.

GROMMETS



Cord Grommet

Power Grommet





HELPING COLLABORATION HAPPEN

Getting together to collaborate with colleagues is an everyday occurrence in most offices. The versatile, adaptable 10500 Series offers a mix of interactive and shared workstations to easily and efficiently facilitate collaboration — whether for a two-person team or a group gathering. And because collaboration often results in more wear and tear on the furniture, the 10500 Series is built to withstand years of heavy use. Featuring scratch-, stain- and spill-resistant laminate, multiple fasteners, and strong inner-frame construction, the 10500 Series is arguably the best-built desk collection in its class.



GOOD THINGS IN STORAGE

Even in today's highly electronic workplace, there's still plenty of need for storage and organization. Fortunately, the 10500 Series offers a complete array of storage solutions, including files, hutches, cabinets, wardrobes, and more. Smart storage can go a long way toward controlling the footprint of individual or group work areas. Whether placed within or adjacent to a workstation, 10500 Series storage components maximize the efficiency of your space.



F



PAPER MANAGEMENT

Useful paper management tools help keep paperwork sorted and supplies organized.

FILE DRAWER

Flexible drawers support side-to-side or front-to-back filing.

CENTER DRAWER

An optional angled front center drawer features a ball bearing slide suspension and a handy pen/pencil tray.



PRINTER/FAX CART

Low profile mobile cart saves space while allowing easy access to cables.

IN THE MOOD FOR MODULAR

Need to rearrange? Plan to relocate? 10500 Series modular components are easy to pick up and move, whether around the room or across town. 10500 Series desk, credenza and return shells combine with pedestals, files, cabinets, and other storage components in multiple ways, and can be reconfigured in minutes. Create your ideal layout today, then quickly rearrange whenever work demands it.



PERSONALIZE YOUR SPACE

From versatile multi-files to space-saving narrow pedestals to mobile solutions, 10500 Series helps you achieve the ideal storage configuration.



BOX/FILE HANGING PEDESTAL

This $\frac{3}{4}$ pedestal design maximizes space while allowing you to neatly organize your belongings in one supply and one file drawer.



NARROW BOX/BOX/FILE PEDESTAL

Give yourself some added legroom and accommodate smaller 5'x8' and 5'x5' layouts with this slim profile design.



BOX/BOX/FILE PEDESTAL

A must-have for storing those active files that you need to find quickly. This configuration includes plenty of storage for office supplies.



FILE/FILE PEDESTAL
Double your file storage with two drawers and keep everything within arm's reach.



LATERAL FILE PEDESTAL
Keep your thinking inside the box — and neatly organized — with a two drawer lateral file.



MULTI-FILE PEDESTAL
For that ultimate multi-tasker, this versatile pedestal configuration can store everything from files to supplies.



CABINET PEDESTAL
This two door cabinet provides the perfect hiding place to keep items out of the way, but close to the action.



MOBILE SHELF/BOX/FILE PEDESTAL
Everything you need, right where you need it. The design includes an open shelf, supply drawer and file storage. Additional sizes and styles are available to support any work style.





AN EVERYWHERE SOLUTION

Versatile solutions for reception areas and meeting rooms bring the benefits of the 10500 Series to public spaces. With matching reception stations, end tables, conference tables, presentation cabinets, and more, this collection can help you deliver the same polished, professional look it brings to the private office to the rest of the workplace.





DESKS

 DOUBLE FULL PEDESTAL DESK, BOW TOP	 DOUBLE 3/4 PEDESTAL DESK, BOW TOP	 SINGLE FULL PEDESTAL DESK, BOW TOP	 SINGLE 3/4 PEDESTAL DESK, BOW TOP	 DESK SHELL, BOW TOP	 DOUBLE FULL PEDESTAL DESK RECTANGLE TOP	 DOUBLE 3/4 PEDESTAL DESK, RECTANGLE TOP
 SINGLE FULL PEDESTAL DESK, RECTANGLE TOP	 SINGLE 3/4 PEDESTAL DESK, RECTANGLE TOP	 SMALL OFFICE DESK	 DESK SHELL, RECTANGLE TOP	 PENINSULA W/END PANEL	 P-SHAPED PENINSULA W/END PANEL	 JETTY PENINSULA W/END PANEL
 BOOMERANG PENINSULA W/END PANEL	 RUDDER PENINSULA W/END PANEL	 CREDENZA W/DOORS, FULL PEDESTALS	 CREDENZA W/DOORS, 3/4 PEDESTALS	 CREDENZA W/KNEESPACE, FULL PEDESTALS	 CREDENZA W/KNEESPACE, 3/4 PEDESTALS	 CREDENZA W/ LATERAL FILE
 SINGLE FULL PEDESTAL CREDENZA	 SINGLE 3/4 PEDESTAL CREDENZA	 CREDENZA SHELL W/FULL MODESTY PANEL	 CREDENZA SHELL W/10" MODESTY PANEL	 RETURN W/ FULL PEDESTAL	 RETURN W/ 3/4 PEDESTAL	 RETURN SHELL W/FULL MODESTY PANEL
 RETURN SHELL W/10" MODESTY PANEL	 BRIDGE	 EXTENDED CORNER UNIT	 CORNER UNIT	 CURVED CORNER UNIT	 CURVED CORNER RETURN	

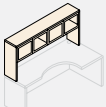
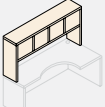




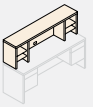














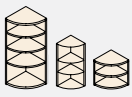












MODULAR PEDESTALS

 PENCIL/MEDIA/FILE PEDESTAL	 BOX/BOX/FILE PEDESTAL	 FILE/FILE PEDESTAL	 NARROW BOX/BOX/FILE PEDESTAL	 BOX/FILE PEDESTAL	 LATERAL FILE PEDESTAL	 MULTI-FILE PEDESTAL
 CABINET PEDESTAL	 CPU STORAGE PEDESTAL	 MOBILE PRINTER/ FAX CART				


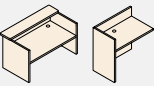
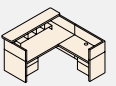











Pedestals designed specifically for use with desks, credenzas and return shells only.



STORAGE

						
STACK-ON STORAGE W/FROSTED DOORS	STACK-ON STORAGE W/LAMINATE DOORS	BACK ENCLOSURE FOR STACK-ON STORAGE	TACKBOARD FOR BACK ENCLOSURE	WALL-MOUNTED STORAGE CABINET	STACK-ON STORAGE FOR CORNER UNIT	STACK-ON PC ORGANIZER
						
WORK ORGANIZER SHELL	CREDENZA W/TWO LATERAL FILES	CREDENZA W/TWO STORAGE CABINETS	CREDENZA W/LATERAL FILE/STORAGE CABINET	MOBILE PEDESTAL, BOX/BOX/FILE	MOBILE PEDESTAL, FILE/FILE	MOBILE PEDESTAL, PENCIL/MEDIA/FILE
						
MOBILE PEDESTAL, SHELF/BOX/FILE	MOBILE PEDESTAL, BOX/FILE	LATERAL FILE, 4-DRAWER	LATERAL FILE, 3-DRAWER	LATERAL FILE, 2-DRAWER	STORAGE CABINET W/DOORS	BOOKCASE HUTCH
						
ROUND END CAP BOOKSHELVES, 66% "H, 37% "H, 29% "H	SQUARE END CAP BOOKSHELVES, 66% "H, 29% "H	5-SHELF BOOKCASE	4-SHELF BOOKCASE	3-SHELF BOOKCASE	2-SHELF BOOKCASE	STORAGE CABINET W/FULL-WIDTH SHELVES
						
STORAGE CABINET/ LATERAL FILE	STORAGE/FILE CABINET	PERSONAL WARDROBE/ STORAGE CABINET	STORAGE CABINET	PERSONAL STORAGE TOWER	VERTICAL PAPER MANAGER	

ACCESSORIES

						
CONFERENCE END TABLE W/CASTERS	RECEPTION DESK AND RETURN SHELL	RECEPTION STATION	TRANSACTION COUNTER	OCCASIONAL TABLE	PRESENTATION CABINET	PODIUM
						
CENTER DRAWER	KEYBOARD PLATFORM	FIELD INSTALLABLE GROMMET	FIELD INSTALLABLE LINEAR HANDLE	FIELD INSTALLABLE ARCH HANDLE	FIELD INSTALLABLE SWEEP HANDLE	FIELD INSTALLABLE CRESCENT HANDLE

DESIGNED TO WORK FOR EVERYONE

The 10500 Series is designed to accommodate everything from ultra-compact small workspaces to extensive management suites to collaborative workstations. With a comprehensive selection of design and storage options, mixed materials and layout configurations, it is the ideal way to create a professional look on a moderate budget.



PRODUCTS, MATERIALS, AND FINISHES SHOWN:

Front: 10500 Series L-station in Harvest laminate with Silver Mesh laminate worksurfaces, tackboard in Glow Stainless Steel, stack-on storage with frosted doors with Silver frame, and Linear handles in Matte Chrome. Ignition™ executive chair in Attire Turquoise.

Pages 2-3 A: 10500 Series desk and credenza in Brilliant White laminate with Shaker Cherry laminate worksurface. Stack-on storage with frosted doors with Silver frame, lateral file, and bookcase in Brilliant White with Shaker Cherry tops. Nucleus™ multi-purpose chair with ilira-stretch back in Vanilla and upholstered seat in Contourett Pumpkin and Black frame. Nucleus mid-back task chair in Contourett Pumpkin and Black frame.

Page 3 B: 10500 Series small footprint station in Harvest Laminate. Nucleus work chair with ilira®-stretch M4 mesh back in Fog, seat in Silververtex Sage, and Black base.

Page 3 C: 10500 Series L-station in Mahogany laminate. Pillow-Soft® executive chair in Whisper Cashew.

Pages 4-5 D: 10500 Series U-station in Mahogany laminate with stack-on storage with doors. Pillow-Soft executive high-back chair in Black Leather.

Pages 6-7 E: 10500 Series collaborative station in Henna Cherry laminate with Desert Zephyr laminate worksurfaces, mobile pedestal in Henna Cherry laminate, and Linear handles in Black. Ignition mid-back work chair with adjustable arms, mesh back, Sockhop Pool seat upholstery and black frame.

Pages 8-9 F: 10500 Series shared workstations in Harvest laminate with Silver Mesh laminate worksurfaces and tackboard in Glow Zinc. 10500 Series lateral files in Harvest with Silver Mesh tops. Boda™ task chairs with Black mesh backs and seats.

Pages 10-11 G: 10500 Series U-station in Shaker Cherry laminate with Brilliant White laminate worksurface, stack-on storage with doors, and tackboard in Glow Stainless Steel. Ignition low-back task chair in Marsala seat upholstery and Black mesh back.

Page 11 H: 10500 Series L-station in Bourbon Cherry laminate with tackboard in Twilight Creme. Gamut executive chair in Silververtex Storm.

Page 11 I: 10500 Series L-station in Harvest laminate with Silver Mesh laminate worksurfaces, stack-on storage with frosted doors with Silver frame, tackboard in Glow Stainless Steel, and Linear handles in Matte Chrome. Caldo™ executive chair in Black Leather.

Pages 12-13 J: 10500 Series conference table, presentation cabinet, and storage wall in Shaker Cherry laminate. Ignition conference chairs with Arrondi Taupe seat upholstery and Black mesh back.

Page 12 K: 10500 Series reception desk in Shaker Cherry laminate. 10500 Series lateral files in Shaker Cherry. Ignition mid-back task chair in Appoint Lawn. Ignition guest chairs in Appoint Lawn.

Page 13 L: 10500 Series reception station in Mahogany laminate. Ignition work chair with Charged Cardinal seat upholstery and Black mesh back.

Back: 10500 Series lateral file, storage cabinet, and bookcase hutches in Harvest laminate.



The HON Company
200 Oak Street
Muscatine, IA 52761
800.833.3964
hon.com

© 2013 The HON Company. Form No. H4306 (9/13)
HON, Gamut, Mirus and Pillow-Soft are registered trademarks of HNI Technologies, under license to The HON Company. Boda, Caldo, Ignition and Nucleus are trademarks of The HON Company. ilira is a registered trademark of H.R. RATHGEBER GmbH & Co. KG. Silververtex is a trademark of Spradling, Inc. Indoor Advantage is a trademark of Scientific Certification Systems. level is a trademark of BIFMA International. Models, upholstery, and finishes are subject to change without notice.